


SY 26/27
FOR APPROVAL




	Budget 7/1/25-6/30/26	Actual 7/1/25-6/30/26	Variance	Budget 7/1/26-6/30/27
INCOME (RECEIPTS)				
FUNDRAISERS				
PTO Driven				
Funds for Excellence Math/Read-a-Thon Pledge Drive	8,000.00	-	(8,000.00)	10,000.00
General Sponsorships	9,000.00	4,776.91	(4,223.09)	9,000.00
Misc. Income (General Donations)	-	25.75	25.75	0.00
Restaurant Nights/Spirit Nights	1,630.00	1,630.32	0.32	2,000.00
Running to the Max	50,000.00	50,661.90	661.90	50,000.00
Spirit Rock	1,300.00	1,040.00	(260.00)	1,300.00
Community Events				
Assemblies	-	-	-	
Back to School Social	-	-	-	0.00
Donuts with Dear Ones	280.00	285.72	5.72	280.00
Foxtrotters	2,500.00	-	(2,500.00)	2,500.00
Trunk or Treat	2,200.00	1,098.00	(1,102.00)	1,100.00
Loyalty Programs				
American Furniture	150.00	170.70	20.70	150.00
Box Top\$	175.00	175.20	0.20	175.00
King Soopers	7,500.00	7,640.43	140.43	7,500.00
Milk Caps for Moola	250.00	269.50	19.50	250.00
School Supply Kit	125.00	127.53	2.53	125.00
Spiritwear	2,300.00	947.12	(1,352.88)	2,300.00
TOTAL FUNDRAISERS	85,410.00	68,849.08	(16,560.92)	86,680.00
PROGRAMS (aka Auxiliary Expenses)				
Garden	-	-	-	0.00
TOTAL INCOME RECEIPTS	\$ 85,410.00	\$ 68,849.08	\$ (16,560.92)	\$ 86,680.00

EXPENSES (DISBURSEMENTS)				
FUNDRAISERS				
DISTRICT GRANTS	\$ 66,043.00	\$ 71,544.00	5,501.00	\$ 68,510.00
PTO Driven			-	
Funds for Excellence Math/Read-a-Thon Pledge Drive	1,000.00	940.79	(59.21)	1,000.00
General Sponsorships	-	-	-	0.00
Restaurant/Spirit Nights	210.00	52.38	(157.62)	0.00
Running to the Max	3,000.00	2,215.54	(784.46)	2,500.00
Spirit Rock	160.00	-	(160.00)	160.00
Community Events				
Assembly Expense	750.00	-	(750.00)	0.00
Back to School Social	-	672.22	672.22	0.00
Donuts with Dear Ones	530.00	425.00	(105.00)	530.00
Foxtrotters	1,500.00	839.58	(660.42)	1,000.00
Miscellaneous	-	-	-	0.00
Trunk or Treat	1,450.00	846.92	(603.08)	1,450.00
Loyalty Programs				
American Furniture	-	-	-	
Box Top\$	-	-	-	
King Soopers	125.00	-	(125.00)	125.00
Milk Caps for Moolala	-	-	-	
School Supply Kit	30.00	-	(30.00)	30.00
Spiritwear	2,665.00	1,337.16	(1,327.84)	2,665.00
TOTAL FUNDRAISERS	11,420.00	7,329.59	(4,090.41)	9,460.00

PROGRAMS (aka Auxiliary Expenses)				
Hospitality				
Kindergarten Coffee	120.00	120.97	0.97	130.00
Kindergarten Welcome Night	100.00	-	(100.00)	100.00
Staff Luncheons & Teacher Appreciation	950.00	1,089.37	139.37	1,000.00
Veterans Day Tea	300.00	300.00	-	300.00
Community				
Food for Friends	120.00	78.46	(41.54)	50.00
Garden Maintenance	660.00	652.07	(7.93)	660.00
Garden Expansion Project	250.00	-	(250.00)	100.00
TOTAL PROGRAMS	2,500.00	2,240.87	(9.13)	2,240.00
OPERATING EXPENSES				
Bank Charges	24.00	25.00	1.00	25.00
Copies & Distribution	300.00	1,200.00	900.00	300.00
Cherry Creek Parents' Council Annual Dues	65.00	68.66	3.66	68.66
Citizens of Cherry Creek Initiatives from PTCO	-	-	-	-
Double the Donation Platform	499.00	999.00	500.00	999.00
Insurance	599.00	599.00	-	609.00
Marquee Annual Dues (Campus Hub)	1,500.00	1,500.00	-	1,500.00
PIN Dues	55.00	60.00	5.00	60.00
Tax Filings & Licenses	50.00	51.00	1.00	51.00
QuickBooks (PTO TODAY)	320.00	378.00	58.00	119.00
Pledgestar	1,600.00			2,000.00
Website	400.00	603.90	203.90	610.00
TOTAL OPERATING EXPENSES	5,412.00	5,484.56	1,672.56	6,341.66
TOTAL EXPENSES (DISBURSEMENTS)	\$ 85,375.00	\$ 86,599.02	\$ 1,224.02	\$ 86,551.66
NET INCOME (LOSS)	\$ 35.00	\$ (17,749.94)	\$ (17,784.94)	\$ 128.34

SY 26/27
FOR APPROVAL

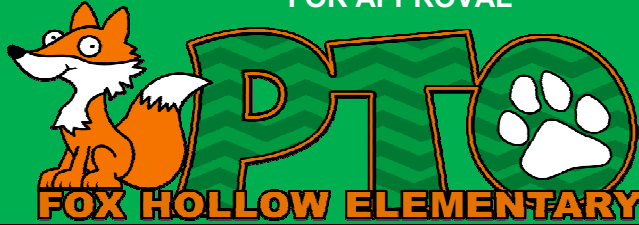


	Budget 7/1/25-6/30/26	Actual 7/1/25-6/30/26	Variance	Budget 7/1/26-6/30/27
INCOME (RECEIPTS)				
FUNDRAISERS				
PTO Driven				
Funds for Excellence Math/Read-a-Thon Pledge Drive	8,000.00	-	(8,000.00)	10,000.00
General Sponsorships	9,000.00	4,776.91	(4,223.09)	9,000.00
Misc. Income (General Donations)	-	25.75	25.75	0.00
Restaurant Nights/Spirit Nights	1,630.00	1,630.32	0.32	2,000.00
Running to the Max	50,000.00	50,661.90	661.90	50,000.00
Spirit Rock	1,300.00	1,040.00	(260.00)	1,300.00
Community Events				
Assemblies	-	-	-	
Back to School Social	-	-	-	0.00
Donuts with Dear Ones	280.00	285.72	5.72	280.00
Foxtrotters	2,500.00	-	(2,500.00)	2,500.00
Trunk or Treat	2,200.00	1,098.00	(1,102.00)	1,100.00
Loyalty Programs				
American Furniture	150.00	170.70	20.70	150.00
Box Top\$	175.00	175.20	0.20	175.00
King Soopers	7,500.00	7,640.43	140.43	7,500.00
Milk Caps for Moola	250.00	269.50	19.50	250.00
School Supply Kit	125.00	127.53	2.53	125.00
Spiritwear	2,300.00	947.12	(1,352.88)	2,300.00
TOTAL FUNDRAISERS	85,410.00	68,849.08	(16,560.92)	86,680.00
PROGRAMS (aka Auxiliary Expenses)				
Garden	-	-	-	0.00
TOTAL INCOME RECEIPTS	\$ 85,410.00	\$ 68,849.08	\$ (16,560.92)	\$ 86,680.00

EXPENSES (DISBURSEMENTS)				
FUNDRAISERS				
DISTRICT GRANTS	\$ 66,043.00	\$ 71,544.00	5,501.00	\$ 68,510.00
PTO Driven			-	
Funds for Excellence Math/Read-a-Thon Pledge Drive	1,000.00	940.79	(59.21)	1,000.00
General Sponsorships	-	-	-	0.00
Restaurant/Spirit Nights	210.00	52.38	(157.62)	0.00
Running to the Max	3,000.00	2,215.54	(784.46)	2,500.00
Spirit Rock	160.00	-	(160.00)	160.00
Community Events				
Assembly Expense	750.00	-	(750.00)	0.00
Back to School Social	-	672.22	672.22	0.00
Donuts with Dear Ones	530.00	425.00	(105.00)	530.00
Foxtrotters	1,500.00	839.58	(660.42)	1,000.00
Miscellaneous	-	-	-	0.00
Trunk or Treat	1,450.00	846.92	(603.08)	1,450.00
Loyalty Programs				
American Furniture	-	-	-	
Box Top\$	-	-	-	
King Soopers	125.00	-	(125.00)	125.00
Milk Caps for Moolala	-	-	-	
School Supply Kit	30.00	-	(30.00)	30.00
Spiritwear	2,665.00	1,337.16	(1,327.84)	2,665.00
TOTAL FUNDRAISERS	11,420.00	7,329.59	(4,090.41)	9,460.00

PROGRAMS (aka Auxiliary Expenses)				
Hospitality				
Kindergarten Coffee	120.00	120.97	0.97	130.00
Kindergarten Welcome Night	100.00	-	(100.00)	100.00
Staff Luncheons & Teacher Appreciation	950.00	1,089.37	139.37	1,000.00
Veterans Day Tea	300.00	300.00	-	300.00
Community				
Food for Friends	120.00	78.46	(41.54)	50.00
Garden Maintenance	660.00	652.07	(7.93)	660.00
Garden Expansion Project	250.00	-	(250.00)	100.00
TOTAL PROGRAMS	2,500.00	2,240.87	(9.13)	2,240.00
OPERATING EXPENSES				
Bank Charges	24.00	25.00	1.00	25.00
Copies & Distribution	300.00	1,200.00	900.00	300.00
Cherry Creek Parents' Council Annual Dues	65.00	68.66	3.66	68.66
Citizens of Cherry Creek Initiatives from PTCO	-	-	-	-
Double the Donation Platform	499.00	999.00	500.00	999.00
Insurance	599.00	599.00	-	609.00
Marquee Annual Dues (Campus Hub)	1,500.00	1,500.00	-	1,500.00
PIN Dues	55.00	60.00	5.00	60.00
Tax Filings & Licenses	50.00	51.00	1.00	51.00
QuickBooks (PTO TODAY)	320.00	378.00	58.00	119.00
Pledgestar	1,600.00			2,000.00
Website	400.00	603.90	203.90	610.00
TOTAL OPERATING EXPENSES	5,412.00	5,484.56	1,672.56	6,341.66
TOTAL EXPENSES (DISBURSEMENTS)	\$ 85,375.00	\$ 86,599.02	\$ 1,224.02	\$ 86,551.66
NET INCOME (LOSS)	\$ 35.00	\$ (17,749.94)	\$ (17,784.94)	\$ 128.34

SY 26/27
FOR APPROVAL

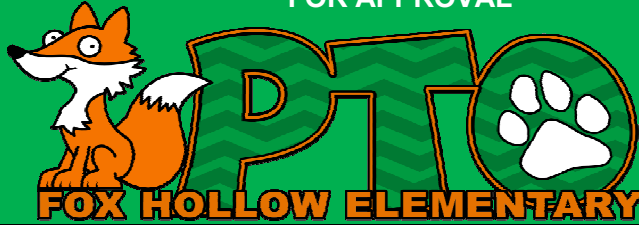


	Budget 7/1/25-6/30/26	Actual 7/1/25-6/30/26	Variance	Budget 7/1/26-6/30/27
INCOME (RECEIPTS)				
FUNDRAISERS				
PTO Driven				
Funds for Excellence Math/Read-a-Thon Pledge Drive	8,000.00	-	(8,000.00)	10,000.00
General Sponsorships	9,000.00	4,776.91	(4,223.09)	9,000.00
Misc. Income (General Donations)	-	25.75	25.75	0.00
Restaurant Nights/Spirit Nights	1,630.00	1,630.32	0.32	2,000.00
Running to the Max	50,000.00	50,661.90	661.90	50,000.00
Spirit Rock	1,300.00	1,040.00	(260.00)	1,300.00
Community Events				
Assemblies	-	-	-	
Back to School Social	-	-	-	0.00
Donuts with Dear Ones	280.00	285.72	5.72	280.00
Foxtrotters	2,500.00	-	(2,500.00)	2,500.00
Trunk or Treat	2,200.00	1,098.00	(1,102.00)	1,100.00
Loyalty Programs				
American Furniture	150.00	170.70	20.70	150.00
Box Top\$	175.00	175.20	0.20	175.00
King Soopers	7,500.00	7,640.43	140.43	7,500.00
Milk Caps for Moola	250.00	269.50	19.50	250.00
School Supply Kit	125.00	127.53	2.53	125.00
Spiritwear	2,300.00	947.12	(1,352.88)	2,300.00
TOTAL FUNDRAISERS	85,410.00	68,849.08	(16,560.92)	86,680.00
PROGRAMS (aka Auxiliary Expenses)				
Garden	-	-	-	0.00
TOTAL INCOME RECEIPTS	\$ 85,410.00	\$ 68,849.08	\$ (16,560.92)	\$ 86,680.00

EXPENSES (DISBURSEMENTS)				
FUNDRAISERS				
DISTRICT GRANTS	\$ 66,043.00	\$ 71,544.00	5,501.00	\$ 68,510.00
PTO Driven			-	
Funds for Excellence Math/Read-a-Thon Pledge Drive	1,000.00	940.79	(59.21)	1,000.00
General Sponsorships	-	-	-	0.00
Restaurant/Spirit Nights	210.00	52.38	(157.62)	0.00
Running to the Max	3,000.00	2,215.54	(784.46)	2,500.00
Spirit Rock	160.00	-	(160.00)	160.00
Community Events				
Assembly Expense	750.00	-	(750.00)	0.00
Back to School Social	-	672.22	672.22	0.00
Donuts with Dear Ones	530.00	425.00	(105.00)	530.00
Foxtrotters	1,500.00	839.58	(660.42)	1,000.00
Miscellaneous	-	-	-	0.00
Trunk or Treat	1,450.00	846.92	(603.08)	1,450.00
Loyalty Programs				
American Furniture	-	-	-	
Box Top\$	-	-	-	
King Soopers	125.00	-	(125.00)	125.00
Milk Caps for Moolala	-	-	-	
School Supply Kit	30.00	-	(30.00)	30.00
Spiritwear	2,665.00	1,337.16	(1,327.84)	2,665.00
TOTAL FUNDRAISERS	11,420.00	7,329.59	(4,090.41)	9,460.00

PROGRAMS (aka Auxiliary Expenses)				
Hospitality				
Kindergarten Coffee	120.00	120.97	0.97	130.00
Kindergarten Welcome Night	100.00	-	(100.00)	100.00
Staff Luncheons & Teacher Appreciation	950.00	1,089.37	139.37	1,000.00
Veterans Day Tea	300.00	300.00	-	300.00
Community				
Food for Friends	120.00	78.46	(41.54)	50.00
Garden Maintenance	660.00	652.07	(7.93)	660.00
Garden Expansion Project	250.00	-	(250.00)	100.00
TOTAL PROGRAMS	2,500.00	2,240.87	(9.13)	2,240.00
OPERATING EXPENSES				
Bank Charges	24.00	25.00	1.00	25.00
Copies & Distribution	300.00	1,200.00	900.00	300.00
Cherry Creek Parents' Council Annual Dues	65.00	68.66	3.66	68.66
Citizens of Cherry Creek Initiatives from PTCO	-	-	-	-
Double the Donation Platform	499.00	999.00	500.00	999.00
Insurance	599.00	599.00	-	609.00
Marquee Annual Dues (Campus Hub)	1,500.00	1,500.00	-	1,500.00
PIN Dues	55.00	60.00	5.00	60.00
Tax Filings & Licenses	50.00	51.00	1.00	51.00
QuickBooks (PTO TODAY)	320.00	378.00	58.00	119.00
Pledgestar	1,600.00			2,000.00
Website	400.00	603.90	203.90	610.00
TOTAL OPERATING EXPENSES	5,412.00	5,484.56	1,672.56	6,341.66
TOTAL EXPENSES (DISBURSEMENTS)	\$ 85,375.00	\$ 86,599.02	\$ 1,224.02	\$ 86,551.66
NET INCOME (LOSS)	\$ 35.00	\$ (17,749.94)	\$ (17,784.94)	\$ 128.34

SY 26/27
FOR APPROVAL

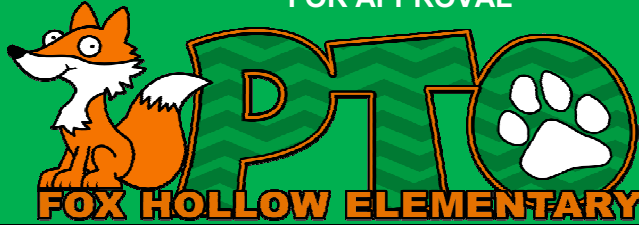


	Budget 7/1/25-6/30/26	Actual 7/1/25-6/30/26	Variance	Budget 7/1/26-6/30/27
INCOME (RECEIPTS)				
FUNDRAISERS				
PTO Driven				
Funds for Excellence Math/Read-a-Thon Pledge Drive	8,000.00	-	(8,000.00)	10,000.00
General Sponsorships	9,000.00	4,776.91	(4,223.09)	9,000.00
Misc. Income (General Donations)	-	25.75	25.75	0.00
Restaurant Nights/Spirit Nights	1,630.00	1,630.32	0.32	2,000.00
Running to the Max	50,000.00	50,661.90	661.90	50,000.00
Spirit Rock	1,300.00	1,040.00	(260.00)	1,300.00
Community Events				
Assemblies	-	-	-	
Back to School Social	-	-	-	0.00
Donuts with Dear Ones	280.00	285.72	5.72	280.00
Foxtrotters	2,500.00	-	(2,500.00)	2,500.00
Trunk or Treat	2,200.00	1,098.00	(1,102.00)	1,100.00
Loyalty Programs				
American Furniture	150.00	170.70	20.70	150.00
Box Top\$	175.00	175.20	0.20	175.00
King Soopers	7,500.00	7,640.43	140.43	7,500.00
Milk Caps for Moola	250.00	269.50	19.50	250.00
School Supply Kit	125.00	127.53	2.53	125.00
Spiritwear	2,300.00	947.12	(1,352.88)	2,300.00
TOTAL FUNDRAISERS	85,410.00	68,849.08	(16,560.92)	86,680.00
PROGRAMS (aka Auxiliary Expenses)				
Garden	-	-	-	0.00
TOTAL INCOME RECEIPTS	\$ 85,410.00	\$ 68,849.08	\$ (16,560.92)	\$ 86,680.00

EXPENSES (DISBURSEMENTS)				
FUNDRAISERS				
DISTRICT GRANTS	\$ 66,043.00	\$ 71,544.00	5,501.00	\$ 68,510.00
PTO Driven			-	
Funds for Excellence Math/Read-a-Thon Pledge Drive	1,000.00	940.79	(59.21)	1,000.00
General Sponsorships	-	-	-	0.00
Restaurant/Spirit Nights	210.00	52.38	(157.62)	0.00
Running to the Max	3,000.00	2,215.54	(784.46)	2,500.00
Spirit Rock	160.00	-	(160.00)	160.00
Community Events				
Assembly Expense	750.00	-	(750.00)	0.00
Back to School Social	-	672.22	672.22	0.00
Donuts with Dear Ones	530.00	425.00	(105.00)	530.00
Foxtrotters	1,500.00	839.58	(660.42)	1,000.00
Miscellaneous	-	-	-	0.00
Trunk or Treat	1,450.00	846.92	(603.08)	1,450.00
Loyalty Programs				
American Furniture	-	-	-	
Box Top\$	-	-	-	
King Soopers	125.00	-	(125.00)	125.00
Milk Caps for Moolala	-	-	-	
School Supply Kit	30.00	-	(30.00)	30.00
Spiritwear	2,665.00	1,337.16	(1,327.84)	2,665.00
TOTAL FUNDRAISERS	11,420.00	7,329.59	(4,090.41)	9,460.00

PROGRAMS (aka Auxiliary Expenses)				
Hospitality				
Kindergarten Coffee	120.00	120.97	0.97	130.00
Kindergarten Welcome Night	100.00	-	(100.00)	100.00
Staff Luncheons & Teacher Appreciation	950.00	1,089.37	139.37	1,000.00
Veterans Day Tea	300.00	300.00	-	300.00
Community				
Food for Friends	120.00	78.46	(41.54)	50.00
Garden Maintenance	660.00	652.07	(7.93)	660.00
Garden Expansion Project	250.00	-	(250.00)	100.00
TOTAL PROGRAMS	2,500.00	2,240.87	(9.13)	2,240.00
OPERATING EXPENSES				
Bank Charges	24.00	25.00	1.00	25.00
Copies & Distribution	300.00	1,200.00	900.00	300.00
Cherry Creek Parents' Council Annual Dues	65.00	68.66	3.66	68.66
Citizens of Cherry Creek Initiatives from PTCO	-	-	-	-
Double the Donation Platform	499.00	999.00	500.00	999.00
Insurance	599.00	599.00	-	609.00
Marquee Annual Dues (Campus Hub)	1,500.00	1,500.00	-	1,500.00
PIN Dues	55.00	60.00	5.00	60.00
Tax Filings & Licenses	50.00	51.00	1.00	51.00
QuickBooks (PTO TODAY)	320.00	378.00	58.00	119.00
Pledgestar	1,600.00			2,000.00
Website	400.00	603.90	203.90	610.00
TOTAL OPERATING EXPENSES	5,412.00	5,484.56	1,672.56	6,341.66
TOTAL EXPENSES (DISBURSEMENTS)	\$ 85,375.00	\$ 86,599.02	\$ 1,224.02	\$ 86,551.66
NET INCOME (LOSS)	\$ 35.00	\$ (17,749.94)	\$ (17,784.94)	\$ 128.34

**SY 26/27
FOR APPROVAL**



	Budget	Actual	Variance	Budget
	7/1/25-6/30/26	7/1/25-6/30/26		7/1/26-6/30/27
INCOME (RECEIPTS)				
FUNDRAISERS				
PTO Driven				
Funds for Excellence Math/Read-a-Thon Pledge Drive	8,000.00	-	(8,000.00)	10,000.00
General Sponsorships	9,000.00	4,776.91	(4,223.09)	9,000.00
Misc. Income (General Donations)	-	25.75	25.75	0.00
Restaurant Nights/Spirit Nights	1,630.00	1,630.32	0.32	2,000.00
Running to the Max	50,000.00	50,661.90	661.90	50,000.00
Spirit Rock	1,300.00	1,040.00	(260.00)	1,300.00
Community Events				
Assemblies	-	-	-	
Back to School Social	-	-	-	0.00
Donuts with Dear Ones	280.00	285.72	5.72	280.00
Foxtrotters	2,500.00	-	(2,500.00)	2,500.00
Trunk or Treat	2,200.00	1,098.00	(1,102.00)	1,100.00
Loyalty Programs				
American Furniture	150.00	170.70	20.70	150.00
Box Top\$	175.00	175.20	0.20	175.00
King Soopers	7,500.00	7,640.43	140.43	7,500.00
Milk Caps for Moola	250.00	269.50	19.50	250.00
School Supply Kit	125.00	127.53	2.53	125.00
Spiritwear	2,300.00	947.12	(1,352.88)	2,300.00
TOTAL FUNDRAISERS	85,410.00	68,849.08	(16,560.92)	86,680.00
PROGRAMS (aka Auxiliary Expenses)				
Garden	-	-	-	0.00
TOTAL INCOME RECEIPTS	\$ 85,410.00	\$ 68,849.08	\$ (16,560.92)	\$ 86,680.00

EXPENSES (DISBURSEMENTS)				
FUNDRAISERS				
DISTRICT GRANTS	\$ 66,043.00	\$ 71,544.00	5,501.00	\$ 68,510.00
PTO Driven			-	
Funds for Excellence Math/Read-a-Thon Pledge Drive	1,000.00	940.79	(59.21)	1,000.00
General Sponsorships	-	-	-	0.00
Restaurant/Spirit Nights	210.00	52.38	(157.62)	0.00
Running to the Max	3,000.00	2,215.54	(784.46)	2,500.00
Spirit Rock	160.00	-	(160.00)	160.00
Community Events				
Assembly Expense	750.00	-	(750.00)	0.00
Back to School Social	-	672.22	672.22	0.00
Donuts with Dear Ones	530.00	425.00	(105.00)	530.00
Foxtrotters	1,500.00	839.58	(660.42)	1,000.00
Miscellaneous	-	-	-	0.00
Trunk or Treat	1,450.00	846.92	(603.08)	1,450.00
Loyalty Programs				
American Furniture	-	-	-	
Box Top\$	-	-	-	
King Soopers	125.00	-	(125.00)	125.00
Milk Caps for Moolala	-	-	-	
School Supply Kit	30.00	-	(30.00)	30.00
Spiritwear	2,665.00	1,337.16	(1,327.84)	2,665.00
TOTAL FUNDRAISERS	11,420.00	7,329.59	(4,090.41)	9,460.00

PROGRAMS (aka Auxiliary Expenses)				
Hospitality				
Kindergarten Coffee	120.00	120.97	0.97	130.00
Kindergarten Welcome Night	100.00	-	(100.00)	100.00
Staff Luncheons & Teacher Appreciation	950.00	1,089.37	139.37	1,000.00
Veterans Day Tea	300.00	300.00	-	300.00
Community				
Food for Friends	120.00	78.46	(41.54)	50.00
Garden Maintenance	660.00	652.07	(7.93)	660.00
Garden Expansion Project	250.00	-	(250.00)	100.00
TOTAL PROGRAMS	2,500.00	2,240.87	(9.13)	2,240.00
OPERATING EXPENSES				
Bank Charges	24.00	25.00	1.00	25.00
Copies & Distribution	300.00	1,200.00	900.00	300.00
Cherry Creek Parents' Council Annual Dues	65.00	68.66	3.66	68.66
Citizens of Cherry Creek Initiatives from PTCO	-	-	-	-
Double the Donation Platform	499.00	999.00	500.00	999.00
Insurance	599.00	599.00	-	609.00
Marquee Annual Dues (Campus Hub)	1,500.00	1,500.00	-	1,500.00
PIN Dues	55.00	60.00	5.00	60.00
Tax Filings & Licenses	50.00	51.00	1.00	51.00
QuickBooks (PTO TODAY)	320.00	378.00	58.00	119.00
Pledgestar	1,600.00			2,000.00
Website	400.00	603.90	203.90	610.00
TOTAL OPERATING EXPENSES	5,412.00	5,484.56	1,672.56	6,341.66
TOTAL EXPENSES (DISBURSEMENTS)	\$ 85,375.00	\$ 86,599.02	\$ 1,224.02	\$ 86,551.66
NET INCOME (LOSS)	\$ 35.00	\$ (17,749.94)	\$ (17,784.94)	\$ 128.34